

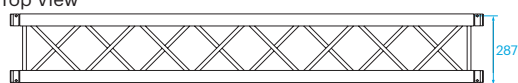
PRODUCT DATA SHEET

H30 Series truss is constructed of main chords (48 x 3 mm) and diagonals (16 x 2 mm), and uses the CCS6 coupling system. Prolyte supplies a variety of H30 series truss elements that


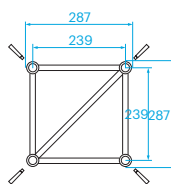
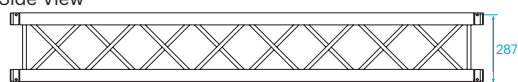
provide maximum flexibility, including standard or custom-made lengths, circles and arches and several types of corners. Prolyte can create custom-made pieces on request.

H30V

Top View



Side View



Technical Specifications - H30 Series

Types	Ladder (L), Triangular (D), Square (V)
Alloy	EN AW 6082 T6
Main Chords	48 x 3 mm
Diagonal Members	16 x 2 mm
Coupling System	CCS6

Structural data can be found at www.prolyte.com



X Coupler - 1 ring

H Coupler - 2 rings

The number of recessed rings in the conical receiver distinguishes the X and H Series.

H30 Series - Standard available Lengths and Codes

Metres	Feet	Code*
0.25/1.00 m in 5 mm steps 0.82/3.28', in 0.2' steps		
0,25	0.82	H30-L025
0,29	0.95	H30-L029
0,50	1.64	H30-L050
0,71	2.33	H30-L071
1,00	3.28	H30-L100
1,50	4.92	H30-L150
2,00	6.56	H30-L200
2,50	8.20	H30-L250
3,00	9.84	H30-L300
4,00	13.12	H30-L400

*on • indicate L for Ladder, D for Triangular or V for Square truss. Example: H30V-L200

H30V SQUARE SERIE TRUSS



H30V - Allowable Loading

SPAN		Uniformly Distributed Load		DEFLECTION		MAXIMUM ALLOWABLE POINT LOADS										SPAN
						Centre Point Load		DEFLECTION		Single Load Third Points Load per Point		Single Load Fourth Points Load per Point		Single Load Fifth Points Load per Point		
m	ft	kg/m	lbs/ft	mm	inch	CPL	DEFLECTION	TPL	QPL	FPL	total weight					
						kgs	lbs	mm	inch	kgs	lbs	kgs	lbs	kgs	lbs	
3	9,8	649,0	436,7	10	0,4	1667,9	3681,0	8	0,3	973,4	2148,4	649,0	1432,2	486,7	1074,2	18,9
4	13,1	485,3	326,5	18	0,7	1298,1	2864,9	15	0,6	932,1	2057,2	647,1	1428,1	485,3	1071,1	25,2
5	16,4	387,1	260,5	28	1,1	1074,2	2370,9	23	0,9	749,1	1653,3	581,1	1282,5	469,0	1035,1	31,5
6	19,7	321,6	216,4	41	1,6	914,4	2018,2	33	1,3	644,7	1422,8	488,7	1078,6	389,3	859,3	37,8
7	23,0	255,6	172,0	56	2,2	794,4	1753,2	45	1,8	564,8	1246,5	420,7	928,6	337,3	744,4	44,1
8	26,2	194,4	130,8	73	2,9	700,6	1546,3	58	2,3	501,6	1107,0	368,5	813,3	296,9	655,2	50,4
9	29,5	152,4	102,5	92	3,6	625,2	1379,9	74	2,9	450,2	993,7	327,0	721,8	264,5	583,8	56,7
10	32,8	122,3	82,3	114	4,5	563,2	1242,9	91	3,6	407,6	899,5	293,2	647,1	238,0	525,2	63,0
11	36,1	100,1	67,4	137	5,4	511,0	1127,8	110	4,3	371,5	820,0	265,1	585,0	215,7	476,1	69,3
12	39,4	83,2	56,0	164	6,5	466,5	1029,6	131	5,2	340,6	751,7	241,2	532,3	196,8	434,3	75,6
13	42,6	70,1	47,2	192	7,6	428,0	944,6	154	6,1	313,7	692,4	220,7	487,0	180,5	398,3	81,9
14	45,9	59,6	40,1	223	8,8	394,3	870,2	178	7,0	290,1	640,2	202,8	447,5	166,2	366,8	88,2
15	49,2	51,2	34,5	256	10,1	364,5	804,3	205	8,1	269,1	593,8	187,0	412,8	153,6	338,9	94,5
16	52,5	44,3	29,8	291	11,5	337,8	745,5	233	9,2	250,3	552,3	173,0	381,9	142,3	314,1	100,8
17	55,8	38,6	26,0	328	12,9	313,8	692,5	263	10,4	233,3	514,9	160,4	354,1	132,2	291,8	107,1
18	59,0	33,8	22,8	368	14,5	292,0	644,5	295	11,6	217,9	480,8	149,1	329,0	123,1	271,6	113,4
19	62,3	29,8	20,0	410	16,1	272,2	600,7	328	12,9	203,7	449,6	138,7	306,2	114,7	253,2	119,7
20	65,6	26,3	17,7	454	17,9	253,9	560,4	364	14,3	190,7	420,9	129,3	285,3	107,1	236,3	126

1 inch = 25,4 mm | 1m = 3.28 ft | 1 lbs = 0,453 kg



- Tuv certification only valid for loading table above.
- Loading figures are only valid for static loads.
- Loading figures are only valid for single spans with supports at both ends.
- All static systems, other than single spans, need an individual structural calculation. Please contact a structural engineer or Prolyte for assistance.
- Loading figures are calculated according to and in full compliance with European standards (Eurocode).
- The self-weight of the trusses is already taken into account.
- Loading figures are only valid for the cross sectional orientation of the truss as shown by the icon in the loading table.
- The interaction between bending moment and shear force at the connection point is already taken into account.
- Truss spans can be assembled from different truss lengths.
- Read the manual before assembling, using and loading the truss.